


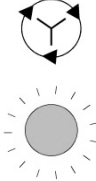

AMIKA ERROR CODES

Models error codes apply to -
Amika35XL, Amika40XL, Amika45XL & Amika50XL

Chap 6 SELF DIAGNOSTICS

The machine is equipped with a self-diagnosis system that registers and warns of a number of malfunctions via the fast-flashing LEDs. The table below described the malfunctions recorded

Fast flashing

 Power LED	<ul style="list-style-type: none"> • Electro-mechanical safety device. The boiler or tub safety thermostats have cut in, or the tub level safety pressure switch has been triggered. Check that the drain is not blocked. Switch the dishwasher off and then on.
 Cycle LED	<ul style="list-style-type: none"> • Water filling in tank fault. The tank has not filled correctly. Check the water supply and/or the presence of the overflow. Switch the dishwasher off and then on and fill again. • Rinsing temperature reset fault. The boiler temperature did not reset in the set time during the washing cycle. Switch the machine off and then on and run a new cycle.
 Heating LED	<ul style="list-style-type: none"> • Tub or boiler thermometer fault. (Probe open or in short-circuit) The machine does not read the tub or boiler temperature value. Switch the dishwasher off and then on.

WARNING! Switching the dishwasher off and then on again "resets" the signals, if after carrying out the instructions given the problem persists, contact an Authorised Service Centre.