







SELF-DIAGNOSIS

The machine is equipped with a self-diagnosis system that can detect and signal a series of malfunctions.

CAUTION! Turning the machine off and then back on resets the signal, which will appear subsequently only if the problem has not been resolved. If the signal persists, contact a qualified technician.

<i>Message displayed</i>	<i>Anomaly or alarm discovered</i>
E01	Rinse not performed (Only versions CRP-SP). This signal appears at the end of the cycle if the working level in the tub is not correctly restored. Check whether the plumbing connections are correct, and that the water supply cock is open. If the problem persists, contact technical service.
E02	Water drainage anomaly. Water does not drain or drains abnormally. Check to see if the overflow has been removed. Check the drain tube is not bent or crushed, and that none of the filters are clogged. Run another drain cycle. If the problem persists, contact technical service.
E03	Boiler temperature reset anomaly. The boiler temperature reset has not occurred within the time limits set forth in the wash cycle. Turn the machine off and then back on and run another cycle. If the problem persists, contact technical service.
 E04	Tub filling time out: the tub has not filled. Check whether the plumbing connections are correct, and that the water supply cock is open. Check the presence of the overflow. If the problem persists, contact technical service.
E05	Tub thermometer anomaly. (Probe open) The machine does not measure the temperature in the tub. Turn the machine off and then back on. If the problem persists, contact technical service.
E06	Tub thermometer anomaly. (Probe shorted out) Interrupt the programme in progress, and shut off the dishwasher. Turn it back on after a few minutes and start the cycle again. If the problem persists, contact technical service.
E07	Boiler thermometer anomaly. (Probe open) The machine does not measure the temperature in the boiler. Turn the machine off and then back on. If the problem persists, contact technical service.
E08	Boiler thermometer anomaly. (Probe shorted out) Interrupt the programme in progress, and shut off the dishwasher. Turn it back on and start the programme again. If the problem persists, contact technical service.
 E09	Boiler fill time out: failure of boiler to fill. Rinsing cannot be performed. <ul style="list-style-type: none"> • Check that the water supply tap is open. • Run another complete cycle. If the problem persists, disconnect the electricity and contact technical service.
"TANK HIGH TEMP."	Tub temperature too high.
"BOILER HIGH TEMP."	Boiler temperature too high.
 ESF	Electromechanical safety: the safety thermostats of the boiler or tub have tripped, or the tub safety pressure switch has intervened. Contact a technical service centre.
 ESL	Incorrect tub level: the tub pressure switch has detected a level of water in the tub that is too high or too low. Contact a technical service centre.
E22	Tank heating time out: fault during the heating of washing water. Turn the dishwasher OFF and back ON again; in case the problem persists contact an authorised service centre.