



# Wiring diagram

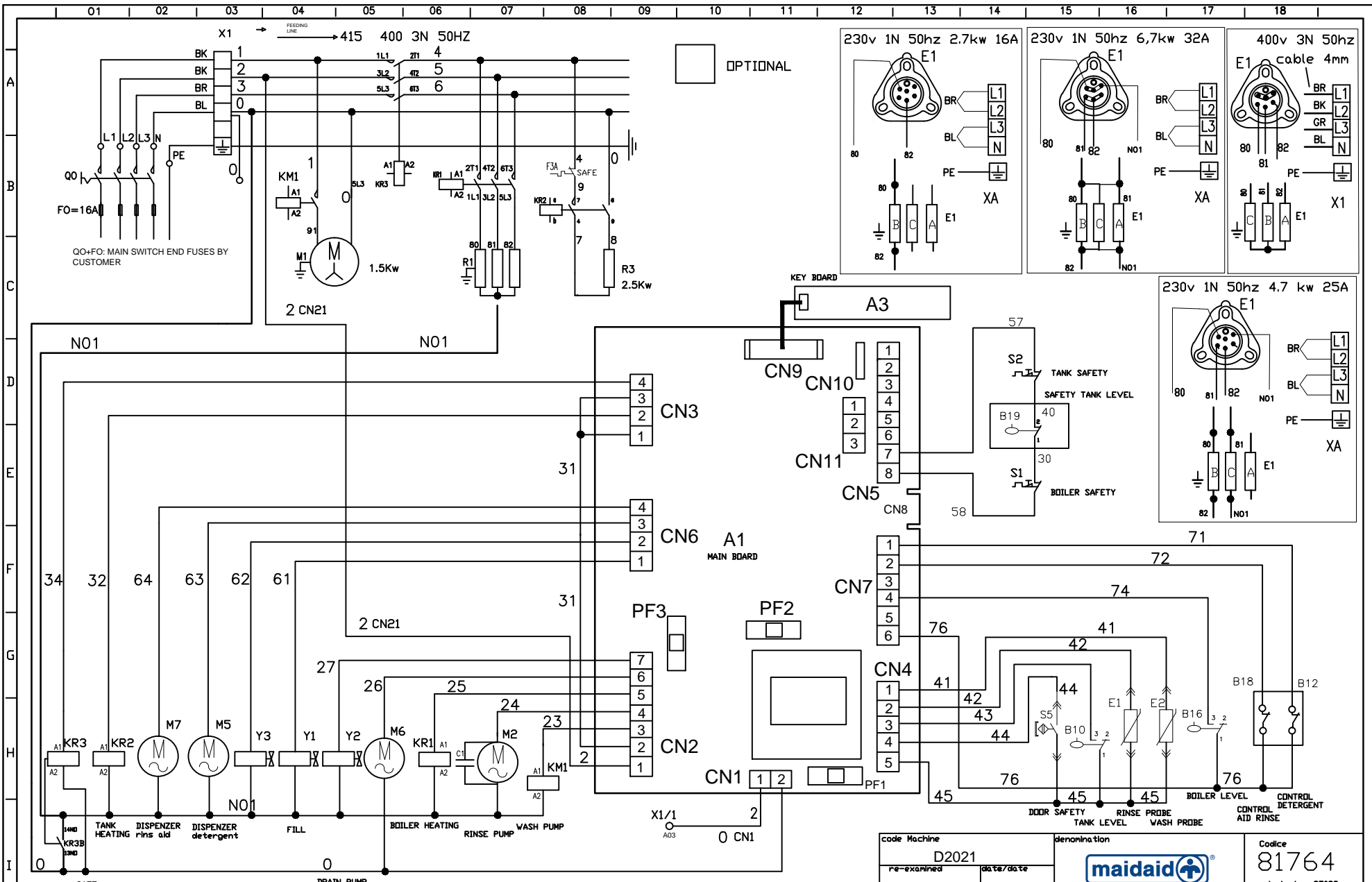
## D2021

All spares available from



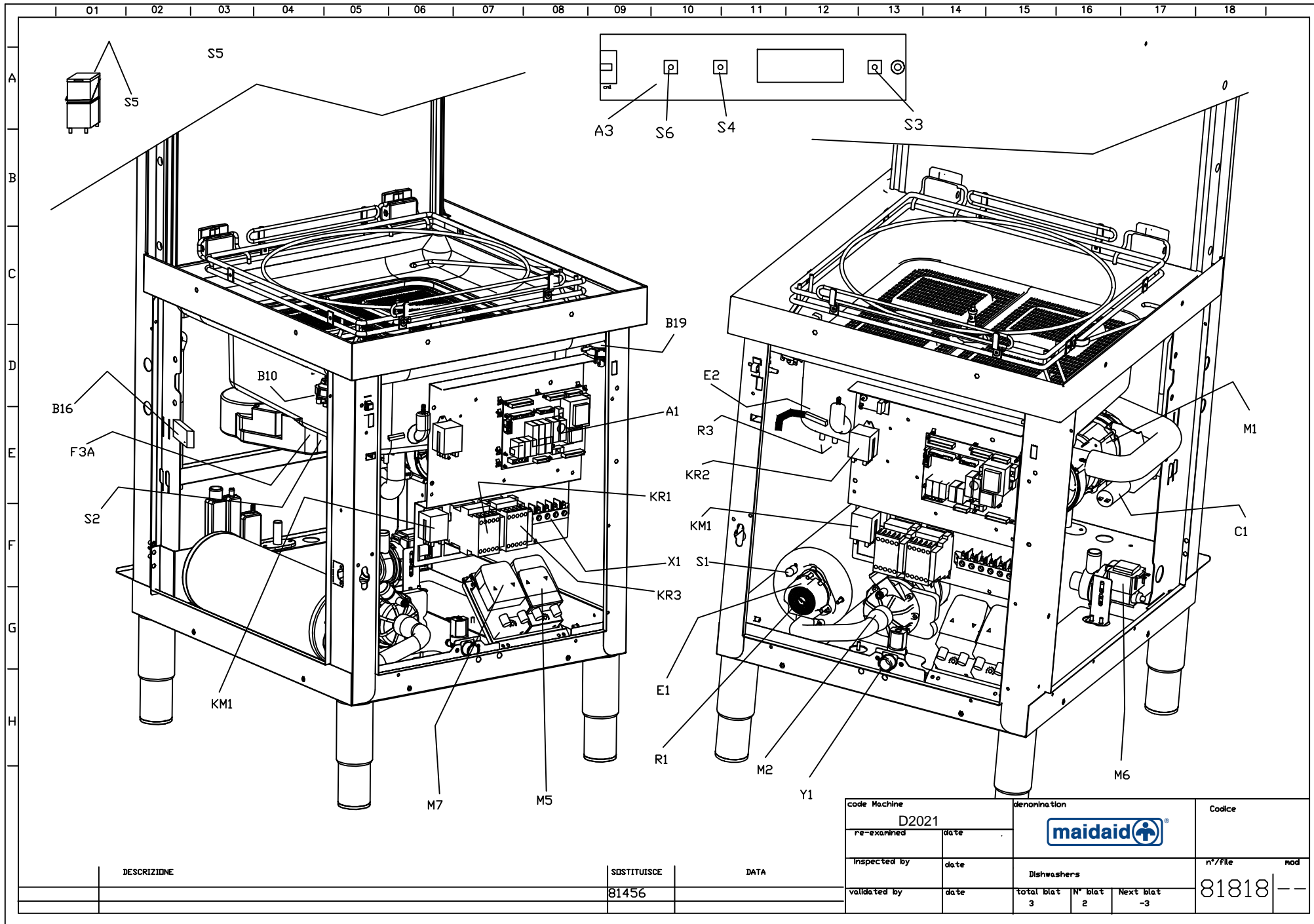
The Engine Shed  
Top Station Road  
Brackley  
NN13 7UG  
Tel: 0845 1308060  
Fax: 01280 845345

**Copyright Notice:** All rights reserved. No parts of this manual may be reproduced in any form without express written permission of Maidaid-Halcyon (A trading name of Buttress Group Ltd)



code Machine D2021		denomination <b>maidaid</b>		Coilce 81764	
re-examined	date/date			Implanto 87088	
inspected by	date	Dishwashers		n°/File	mod
validated by	date/date	total blat 3	N° blat 2	Next blat -3	81818


DESCRIZIONE	X1 A03	SOSTITUISCE	DATA
-1			
-2			



A  
B  
C  
D  
E  
F  
G  
H

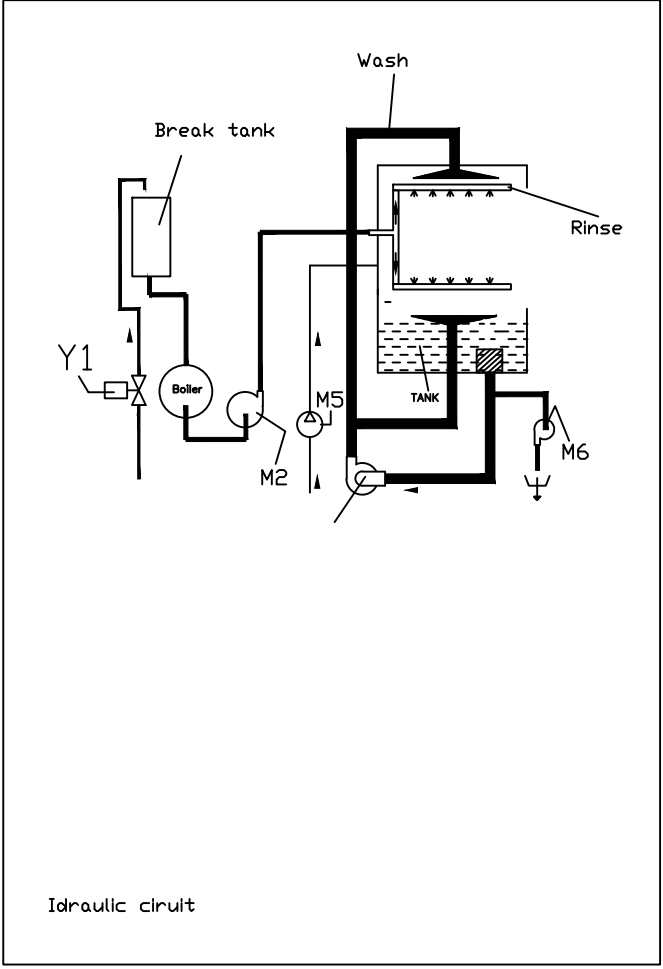
01 02 03 04 05 06 07 08 09 10 11 12 13 14 15 16 17 18

DESCRIZIONE	SOSTITUISCE	DATA
	81456	

code Machine D2021		denomination 		Codice	
re-examined	date			n°/file	nod
inspected by	date	Dishwashers		81818	--
validated by	date	total blat 3	N° blat 2	Next blat -3	

A  
B  
C  
D  
E  
F  
G  
H

S6	PULSANTE DI LINEA MAIN SWITCH	INTERRUPTEUR DE LIGNE NETZSCHALTER	
S5	MICROINTERRUTTORE MAGNETICO MAGNETIC SAFETY MICROSWITCH	MICROINTERRUPTEUR MAGNETIQUE MAGNETISCHER SICHERHEITSSCHALTER	
S3	INTERRUTTORE DI CICLO CYCLE SWITCH	INTERRUPTEUR DE DEMARRAGE WASCHVORGANGSSCHALTER	
S4	SELETTORE CICLO CYCLE COMMUTATOR	SELECTEUR CYCLE WAHLSCHALTER FUER WASCHVORGANGSDAUER	
S4	TERMOSTATO SICUREZZA BOILER SAFETY BOOSTER HEATER THERMOSTAT	THERMOSTAT DE SICURITE DU BOYLER SICHERHEITZUNG	
F3A S2	TERMOSTATO SICUREZZA VASCA SAFETY TANK HEATER THERMOSTAT	THERMOSTAT DE SICURITE CUVE SICHERHEITS- TANKTHERMOSTAT	
R3	RESISTENZA VASCA LAVAGGIO WASH TANK HEATING ELEMENT	RESISTANCE CUVE DE LAVAGE WASHTANKHEIZUNG	
R1	RESISTENZA BOILER BOOSTER HEATER HEATING ELEMENT	RESISTANCE BOYLER BOILERHEIZUNG	
M7	ELETTRODOSATORE TENSIOATTIVO EL. RINSE/ID INJECTOR	DOSEUR EL. PRODUIT RINCAGE NACHSPUELMITTELDOSIERGERAET	
M6	ELETTROPOMPA DI SCARICO DRAIN PUMP	MOTEUR POMPE VIDANGE MOTOR LAUGENPUMPE	
M2	ELETTROPOMPA RISCIAQUO RINSE BOOSTER PUMP	ELECTROPOMPE AUGMENT PRESSION DRUCKSTEIGERUNGSPUMPE	
M5	ELETTRODOSATORE DETERSIVO EL. DETERGENT INJECTOR	DOSEUR EL. DETERGENT SPUEL MITTELDOSIERGERAET	
M1	ELETTROPOMPA LAVAGGIO WASH ELECTRIC PUMP	ELECTROPOMPE LAVAGE ELEKTRISCHE UMAELZPUMPE	
KR3	TELERUTTORE SICUREZZA RESISTENZA BOILER SAFETY BOOSTER HEATER CONTACTOR	CONTACTEUR RESISTANCE BOYLER LUFTSCHUETZ F. BOILERHEIZUNG	
KR2	TELERUTTORE RESISTENZA BOILER BOOSTER HEATER CONTACTOR	CONTACTEUR RESISTANCE BOYLER LUFTSCHUETZ F. BOILERHEIZUNG	
Y1	ELETTROVALVOLA RISCIAQUO RINSE SOLENOID VALVE	ELECTROVANNE DE RINCAGE MAGNETIVENT FUER NACHSPUELLUNG	
F... #1/#3	FUSIBILE FEUSES		
E1	SONDA CONTROLLO VASCA PROBE TANK HEATER	THERMOSTAT RESISTANCE CUVE THANKHEIZUNG/THERMOSTAT	
E2	SONDA CONTROLLO BOILER BOOSTER HEATER THERMOSTAT	THERMOSTAT RESISTANCE BOYLER BOILERHEIZUNG	
C1/C2	CONDENSATORE CAPACITOUR		
B16	PRESSOSTATO LIVELLO BOILER BOILER PRESSURE SWITCH	PRESSOSTAT NIVEAU SURCHAUFFER NACHSPULBOILER NIVEAUSCHALTER	
B18	CONTROLLO LIVELLO BRILLIANTANTE RINSE AID CONTROL LEVEL	CONTROLE NIVEAU PRODUIT DE RINCAGE STUFE GLANZMITTEL	
B12	CONTROLLO LIVELLO DETERGENTE DETERGENT LEVEL	CONTROLE NIVEAU DETERGENT SPULMITTELNIVEAUSCHALTER	
B10	PRESSOSTATO LIVELLO VASCA TANK PRESSURE SWITCH	PRESSOSTAT NIVEAU AIRGAP TANKDRUCKSCHALTER-NIVEAUREGLER	
A1/A2	SCHEDA CONTROLLO ELECTRONIC CONTROL UNIT	FICHE DE CONTROLEELECTRONIQUE ELEKTRONISCHE BEDIENUNGSKARTE	
SIMB.	DESCRIZIONE DESCRIPTION	DESCRIPTION BESCHREIBUNG	



Idraulic circuit

	DESCRIZIONE	SDSTITUISCE	DATA
-1	collegamento monofase	81456	15-09-09

code Machine D2021		denomination 		Code	
re-examined	date			n°/file	mod
inspected by	date	Dishwashers		81818	--
validated by	date	total blatt 3	N° blatt 1	Next blatt -2	