

halcyon[®]

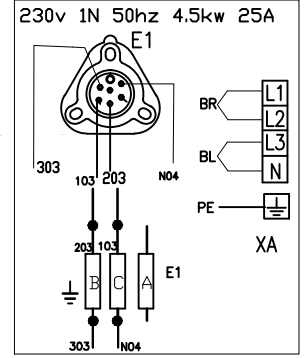
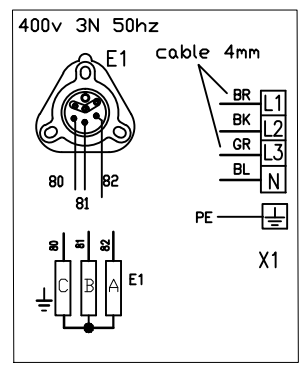
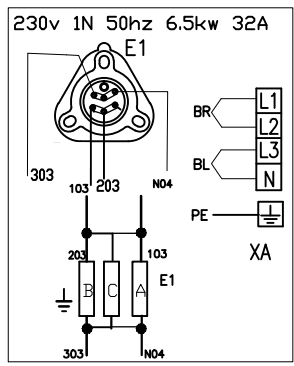
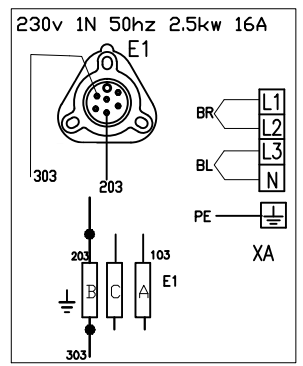
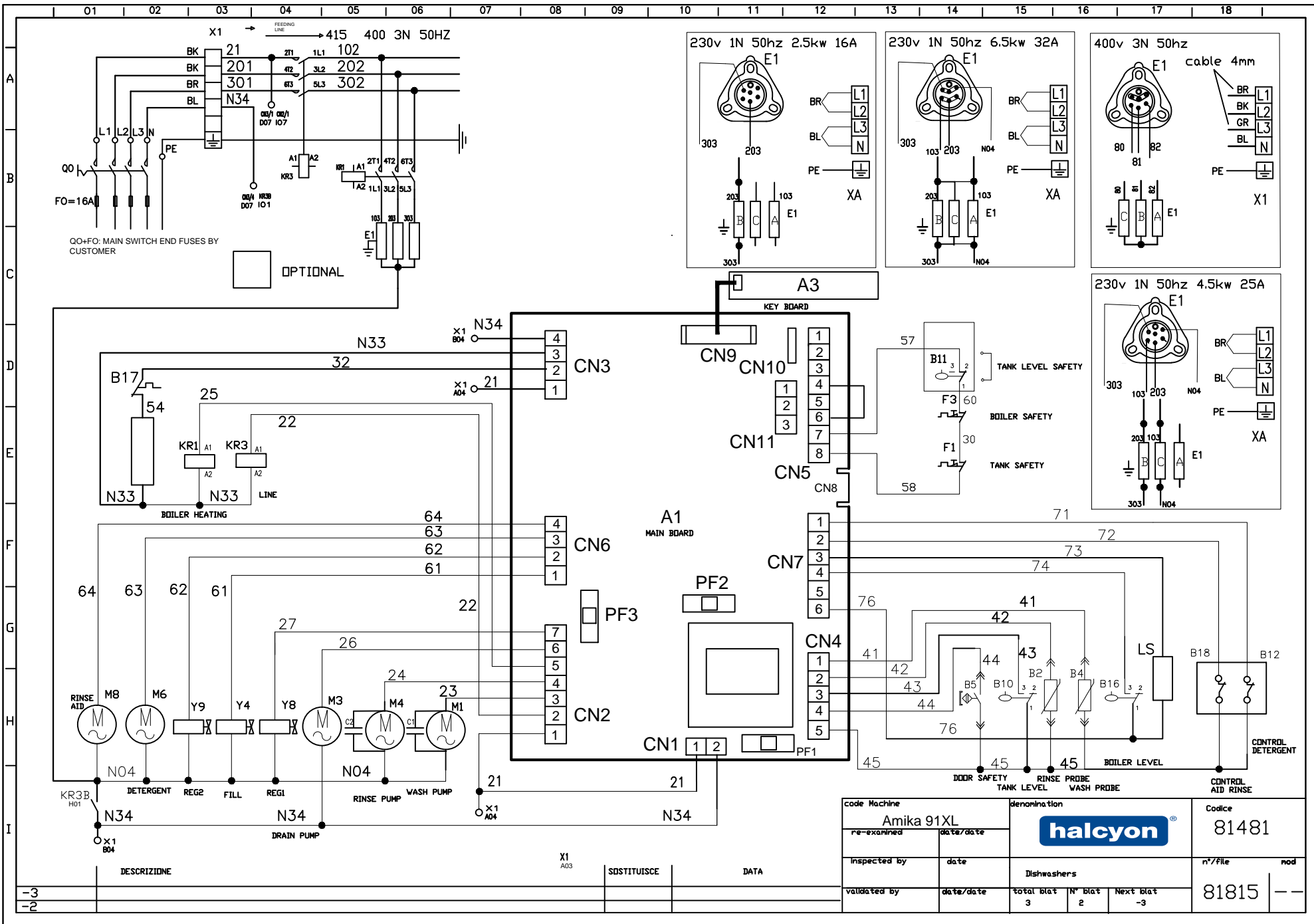
Wiring diagram Amika 91XL

All spares available from



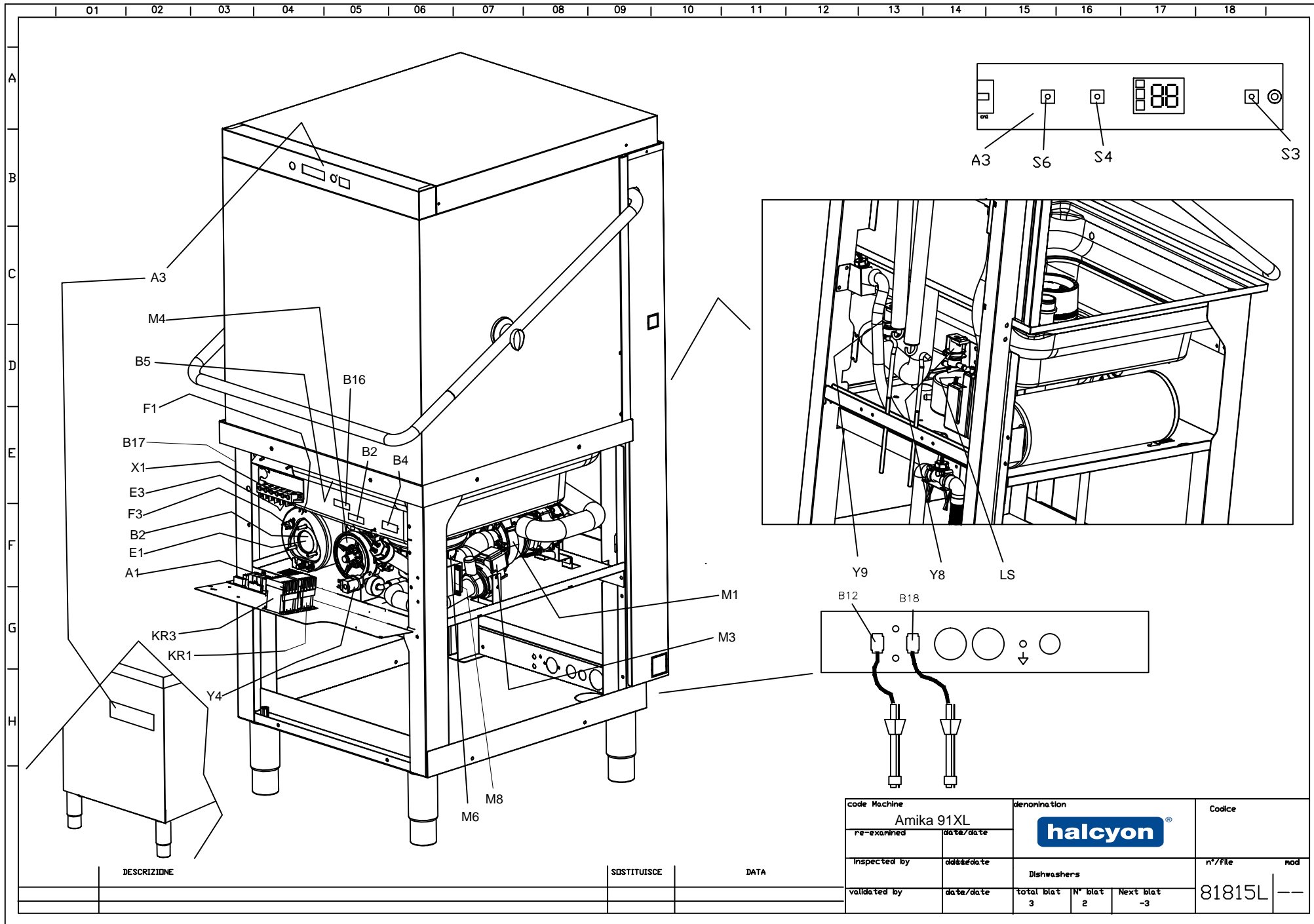
The Engine Shed
Top Station Road
Brackley
NN13 7UG
Tel: 0845 1308060
Fax: 01280 845345

Copyright Notice: All rights reserved. No parts of this manual may be reproduced in any form without express written permission of Maidaid-Halcyon (A trading name of Buttress Group Ltd)



code Machine		denomination		Coilice	
Amika 91XL		halcyon		81481	
re-examined	date/date	Dishwashers		n°/file	mod
inspected by	date			81815	--
validated by	date/date	total blat	N° blat	Next blat	
		3	2	-3	

DESCRIZIONE	X1 A03	SOSTITUISCE	DATA
-3			
-2			



DESCRIZIONE


SOSTITUISCE

DATA

code Machine Amika 91XL		denomination halcyon [®]		Codice	
re-examined	date/date				
inspected by	date/date	Dishwashers		n°/file	nod
validated by	date/date	total blat 3	N° blat 2	Next blat -3	81815L --

A
B
C
D
E
F
G
H

S6	PULSANTE DI LINEA MAIN SWITCH	INTERRUPTEUR DE LIGNE NETZSCHALTER		
S5	MICROINTERRUTTORE MAGNETICO MAGNETIC SAFETY MICROSWITCH	MICROINTERRUPTEUR MAGNETIQUE MAGNETISCHER SICHERHITSSCHALTER		
S3	INTERRUTTORE DI CICLO CYCLE SWITCH	INTERRUPTEUR DE DEMARRAGE WASCHVORGANGSSCHALTER		
S4	SELETORE CICLO CYCLE COMMUTATOR	SELECTEUR CYCLE WAHLSCHALTER FUER WASCHVORGANGSDAUER		
F3	TERMOSTATO SICUREZZA BOILER SAFETY BOOSTER HEATER THERMOSTAT	THERMOSTAT DE SICURITE DU BOYLER SICHERHEITZUNG		
B17 F1	TERMOSTATO SICUREZZA VASCA SAFETY TANK HEATER THERMOSTAT	THERMOSTAT DE SICURITE CUVE SICHERHEITS- TANKTHERMOSTAT		
E3	RESISTENZA VASCA LAVAGGIO WASH TANK HEATING ELEMENT	RESISTANCE CUVE DE LAVAGE WASCHTANKHEIZUNG		
E1	RESISTENZA BOILER BOOSTER HEATER HEATING ELEMENT	RESISTANCE BOYLER BOILERHEIZUNG		
M8	ELETTRODOSATORE TENSOATTIVO EL. RINSE/ID INJECTOR	DOSEUR EL. PRODUIT RINCE NACHSPUELMITTELDOSIERGERAET		
M3	ELETTROPOMPA DI SCARICO DRAIN PUMP	MOTEUR POMPE VIDANGE MOTOR LAUGENPUMPE		
M4	ELETTROPOMPA AUMENTO PRESSIONE RINSE BOOSTER PUMP	ELECTROPOMPE AUGMENT PRESSION DRUCKSTEIGERUNGSPUMPE		
M6	ELETTRODOSATORE DETERSIVO EL. DETERGENT INJECTOR	DOSEUR EL. DETERGENT SPUEL MITTELDOSIERGERAET		
M1	ELETTROPOMPA LAVAGGIO WASH ELECTRIC PUMP	ELECTROPOMPE LAVAGE ELEKTRISCHE UMAELZPUMPE		
KR1	TELERUTTORE SICUREZZA RESISTENZA BOILER SAFETY BOOSTER HEATER CONTACTOR	CONTACTEUR RESISTANCE BOYLER LUFTSCHUETZ F. BOILERHEIZUNG		
KR3	TELERUTTORE RESISTENZA BOILER BOOSTER HEATER CONTACTOR	CONTACTEUR RESISTANCE BOYLER LUFTSCHUETZ F. BOILERHEIZUNG		
Ls	SENSORE SALE SALT SENSOR			
Y4	ELETTROVALVOLA RISCIAQUO RINSE SOLENOID VALVE	ELECTROVANNE DE RINCE MAGNETVENT FUER NACHSPUELUNG		
F... F1/2/3	FUSIBILE FEUSES			
B4	SONDA CONTROLLO VASCA PROBE TANK HEATER	THERMOSTAT RESISTANCE CUVE TANKHEIZUNG/THERMOSTAT		
B2	SONDA CONTROLLO BOILER BOOSTER HEATER THERMOSTAT	THERMOSTAT RESISTANCE BOYLER BOILERHEIZUNG		
C1/C2	CONDENSATORE CAPACITOUR			
B16	PRESSOSTATO LIVELLO BOILER BOILER PRESSURE SWITCH	PRESSOSTAT NIVEAU SURCHAUFFER NACHSPULBOILER NIVEAUSCHALTER		
B18	CONTROLLO LIVELLO BRILLANTANTE RINSE AID CONTROL LEVEL	CONTROLE NIVEAU PRODUIT DE RINCE STUFE GLANZMITTEL		
B12	CONTROLLO LIVELLO DETERGENTE DETERGENT LEVEL	CONTROLE NIVEAU DETERGENT SPULMITTELNIVEAUSCHALTER		
B10	PRESSOSTATO LIVELLO VASCA TANK PRESSURE SWITCH	PRESSOSTAT NIVEAU AIRGAP TANKDRUCKSCHALTER-NIVEAUREGLER		
Y9 Y8	ELETTROVALVOLE RIGENERAZIONE REGENERATION SOLENOID VALVLE.			
M/2/3	SCHEDA CONTROLLO ELECTRONIC CONTROL UNIT	FICHE DE CONTROLEELECTRONIQUE ELEKTRONISCHE BEDIENUNGSKARTE		
SIMB.	DESCRIZIONE DESCRIPTION	DESCRIPTION BESCHREIBUNG		

code Machine Amika 91XL		denomination 		Code	
re-examined	date	Dishwashers		n°/file	mod
inspected by	date			total blatt	N° blatt
validated by	date	3	1	-2	81815 --

DESCRIZIONE

SOSTITUISCE

DATA

